



Essar Oil and Gas Exploration and Production Ltd
Essar House - Durgapur
Village & Post Office – Molandighi
Block - Kanksa
Durgapur Sub-Division
Dist. - Paschim Bardhaman
Durgapur – 713212
West Bengal
India

CIN: U11203GJ2016PLC091903

E eogepl@essarenp.co.in
www.essar.com

EOGEPL/CBM- RG (E)/ HSE/ 2022/4097
Date: 28th September 2022

To
The Environmental Engineer and In-Charge
Durgapur Regional Office
West Bengal Pollution Control Board
Sahid Khudiram Sarani, City Centre
Durgapur, Paschim Bardhaman 713216

Sub: Submission of Environmental Statement (as Form V) for the FY 2021-22.

Dear Sir,

With due respect, please find attached herewith the Environmental Statement (as Form V) for the FY 2021-22 of Raniganj East CBM Block- RG (E)- CBM-2001/1, Durgapur, West Bengal of Essar Oil and Gas Exploration and Production Limited.

Thanking you,

For Essar Oil and Gas Exploration and Production Limited

Vikram Goday
Vice President & Head- Facilities
Raniganj East, CBM Project-Durgapur



Enclosed: i) Environmental Statement (Form V), FY 2021-22.
ii) Annexure- I, II, III, IV, V and VI

Cc to

1. Senior Environmental Engineer, Head Office, WBPCB, Kolkata
2. The Regional Director, IRO, MOEFCC, IB -194, Sector III, Salt Lake , Kolkata

Essar Oil and Gas Exploration and Production Limited

Registered Office Address: F 20, Balaji Shopping, Wide Angle, Highway, Nagalpur, Mehsana, Gujarat -384002, India.

T +91 2762-244607 F +91 2762-244608

ENERGY | INFRASTRUCTURE | METALS & MINING | SERVICES & TECHNOLOGY

FORM-V
(See rule 14)

Environmental Statement for the financial year ending with 31st March 2022

PART - A

- i. **Name and address of the owner/occupier of the industry operation or process.**
Mr. Pankaj Kalra – Mines Owner, Raniganj East CBM Project-Durgapur
Essar Oil and Gas Exploration and Production Limited,
3rd Floor, Essar House, 11 K. K. Marg, Mahalaxmi, Mumbai-400034, Maharashtra
- ii. **Industry category Primary-(STC Code) :**Coal Bed Methane (Exploration & Production)
Secondary- (STC Code)
- iii. **Production Capacity-** ~ 52,200,000 m3/month
- iv. **Year of establishment-** Established in year 2008-09.
- v. **Date of the last environmental statement submitted:** 09-09-2021

PART - B

Water and Raw Material Consumption:

i. Water consumption in m³/d

Process: Nil

Cooling: Not applicable

Domestic: 16 m³ per day

Sr. No.	Name of Products	Process water consumption per unit of products	
		During the previous financial year	During the current financial year
1	Coal Bed Methane	Nil	Nil

ii. Raw material consumption

Sr. No.	Name of raw materials*	Name of Products	Consumption of raw material per unit of Output	
			During the previous financial year (2020-2021)	During the current financial year (2021-2022)
1	Main raw material during drilling phase- Water based mud.		No drilling operation	No drilling operation

* Industry may use codes if disclosing details of raw material would violate contractual obligations, otherwise all industries have to name the raw materials used.



PART- C

Pollution discharged to environment/unit of output

(Parameter as specified in the consent issued)

Sr. No.	Parameter	Pollutants Quantity of Pollutants discharged (mass/day)	Concentration of Pollutants discharged (mass/volume)					Percentage of variation from prescribed standards with reasons
			Parameter	MCS	GGs#1	GGs#2	Gopalpur Warehouse	
A	Water	TSS- 0.301 kg./day BOD- < 0.079 kg./day COD- < 0.483 kg./day Oil & Grease- < 0.057 kg./day	TSS (mg/l)	14	22	24	91	No positive variation identified. All parameters are within the specified limit. (Annexure- I)
			BOD (mg/l)	<2	25	28	24	
			COD (mg/l)	<8	156	180	160	
			O&G (mg/l)	<5	<5	<5	8	
B	Air	Conc. NOx + NMHC - 382.53 g/day. Conc. Carbon Monoxide - 360.19 g/day. Conc. Particulate Matter- 51.105 g/day	One sample stack report provided. Stack No.-055, MCS, Capacity- 250 KVA GG Set.					No positive variation identified. All parameters are within specified limit. (Annexure- II)
			Total Conc. Nox + NMHC , (g/Kw-hr)		0.0921			
			Concentration of Carbon Monoxide, (g/Kw-hr)		0.08			
			Concentration of Particulate Matter, (g/Kw-hr)		0.00			

PART- D

HAZARDOUS WASTES

(As specified under Hazardous & Other Waste (Management & Transboundary Movement) Rules, 2016).

Sr. No	Area	Hazardous Wastes	Total Quantity (Kg.)	
			During the previous financial year (2020-2021)	During the current financial year (2021-2022)
1	From Process	1. Used Oil	32.97 KL	13.86 KL
		2. Oil contaminated Waste	1.9 MT	3.45 MT
		3. Oil Filter	00	3.485 MT
		4. Used small battery	00	0.46 Mt
		5. Silica Gel	00	0.665 MT
2	From Pollution Control Facilities (RO Plant)	1. Used RO Membrane Filter	1.25 MT	3 MT



PART - E**SOLID WASTES:**

Sr. No	Area	Solid Wastes	Total Quantity (Kg.)	
			During the previous financial year	During the current financial year
A	From Process	Nil	No drilling Operation	No drilling Operation
B	From Pollution Control Facilities (RO Plant)	NA	NA	NA
C	1. Quantity recycled or re-utilized within the unit. 2. Solid (recyclable and Reusable) 3. Disposed		1. 00 2. 19.465 MT 3. 3.965 MT	1. 00 2. 17.4 MT 3. 17.6 MT (Annexure- III)

PART - F


Please specify the characteristics (in terms of concentration and quantum) of hazardous as well as solid wastes and indicate disposal practice adopted for both these categories of wastes.

Sr. No.	Types of Waste	Quantity	Mode of Disposal
1	Used Oil	13.86 KL	Address: Inspec Oils Ltd. A/122, Phase-III, Block-A, Kalyani, Nodia. (Annexure- IV)
2	Oil contaminated waste, Oil Filter, R.O. Membrane Filter, Silica gel, Small used battery	11.015 MT	Disposed off through TSDF, Saltora, Bankura Address: West Bengal Waste Management Limited, Saltora, Bankura, Pin-722158. (Annexure- V)

PART- G

Impact of the pollution control measures taken on conservation of natural resources and consequently on the cost of production.

1. Reuse of produced water in dust suppression and as utilities.
2. Gas based Generator Sets used at well sites and facilities (i.e. GGS 1, 2, 3, 4 and MCS).



3. Connected all well pads with GGS/MCS and Customer end with CGS through pipeline. The Pipeline is also connected with the GAIL pipeline network (as a part of Urja Ganga Pipeline Project). Maximum Sale of Coal bed Methane Gas and target to achieve "Zero" the Gas flaring.
4. Efficiently operational of RO Plant (Capacity- 6900 KLD) for the treatment of Produced water generated through CBM production wells. After RO treatment of produced water, the water quality satisfying the specified discharge limit (as per the Notification No. - G.S.R 546 (E) dated 30.08.2005) for discharging to Kunur Nala. (Annexure- VI)

PART - H

Additional measures/investment proposal for environmental protection including abatement of pollution.

1. Regular environmental monitoring done through NABL/WBPCB approved laboratory for the monitoring of Ambient Air, Noise level, GG/DG set Stack emission and sampling & analysis of Produced water, Surface Water and Ground water quality.
2. Waste segregation and handling has already been adopted through 3 bin waste management system and disposed/ recycled through authorized agency at regular interval.
3. Green belt development is our ongoing process, we have planted 250 more native species saplings by the FY 2021-22 those are already grown up.

PART - I

Any Other Particulars for improving the Quality of the Environment:

ESSAR OIL AND GAS EXPLORATION AND PRODUCTION LTD. (EOGEPL) is always endeavor to socio-economic development by adopting of clean and environment friendly technology.

EOGEPL has already initiated and maintained the dust and smoke free cooking technology to an ICDS center of Village- Dhabani, where CBM gas is used for cooking of mid-day meal for more than 80 children's.

This efficient innovative socio-economic development is apprised by the local administration as well as villagers also.



S. No.	Parameter	Unit	CTO Limit for Discharge of Environmental Pollutants (Inland surface water)	MCS- Malandighi	GGS#001 Khatgoria Surface Drain	GGS#002 Akandara Surface Drain	Gopalpur Warehouse Surface Drain
Date				27.11.2021	27.11.2021	27.11.2021	27.11.2021
1	pH at 27°C	---	5.5 to 9.0	6.8	6.9	6.82	6.63
2	Total Suspended Solids	mg/l	100	14	22	24	91
3	Biochemical Oxygen Demand	mg/l	30	2	25	28	24
4	Chemical Oxygen Demand	mg/l	250	8	156	180	160
5	Oil & Grease	mg/l	10	5	5	5	8

APRIL STACK'21 (PART-3)														
Date of Sampling	05.04.2021	05.04.2021	05.04.2021	05.04.2021	05.04.2021	07.04.2021	07.04.2021	07.04.2021	07.04.2021	07.04.2021	07.04.2021	07.04.2021	07.04.2021	08.04.2021
SL. NO. OF STACKS	NO.029	NO.030	NO.031	NO.032	NO.033	NO.034	NO.035	NO.036	NO.037	NO.038	NO.039	NO.040	NO.041	NO.042
Site Name	EDE-019	EDD-025	EDE-002	EDE-061	EDE-043	EDD - 003	EDD - 003	EDD - 015	EDD - 017	EDD - 022	EDD - 022	EDD - 022	EDD - 401	CGS
Village Name	JATGORIA	JATGORIA	JATGORIA	JATGORIA	JATGORIA	BARGORIA	BARGORIA	BARGORIA	PRATAPPUR	GOPEDANGA	GOPEDANGA	GOPEDANGA	KHATGORIA	BANSKOPA
Stack connected to	50 KVA GG Set	50 KVA GG Set	50 KVA GG Set	50 KVA GG Set	125 KVA GG Set	125 KVA DG Set	125 KVA GG Set	125 KVA DG Set	125 KVA DG Set	125 KVA DG Set	125 KVA GG Set	50 KVA GG Set	125 KVA GG Set	50 KVA DG Set
Emission due to	Combustion of CBM	Combustion of CBM	Combustion of CBM	Combustion of CBM	Combustion of CBM	Combustion of HSD	Combustion of CBM	Combustion of HSD	Combustion of HSD	Combustion of HSD	Combustion of CBM	Combustion of CBM	Combustion of CBM	Combustion of HSD
Material of construction of stack	M.S.	M.S.	M.S.	M.S.	M.S.	M.S.	M.S.	M.S.	M.S.	M.S.	M.S.	M.S.	M.S.	M.S.
Shape of stack	Circular	Circular	Circular	Circular	Circular	Circular	Circular	Circular	Circular	Circular	Circular	Circular	Circular	Circular
Height of the stack from ground level	3.60 m.	3.60 m.	4.26 m.	3.96 m.	4.57 m.	4.26 m.	4.87 m.	4.57 m.	4.57 m.	4.57m.	4.57 m.	3.65 m.	4.57 m.	3.96 m.
Height of the sampling point from ground level	3.35 m.	3.35 m.	3.65 m.	3.35 m.	3.35 m.	3.04 m.	3.96 m.	3.65 m.	3.65 m.	3.65 m.	3.65 m.	3.04 m.	3.65 m.	3.35 m.
Diameter of the stack at Sampling Point	0.1015 m	0.1015 m	0.1015 m	0.1015 m	0.1015 m	0.1015 m.	0.1015 m	0.1015 m.	0.1015 m.	0.1015 m.	0.1015 m	0.1015 m	0.1015 m	0.1015 m.
Fuel used	CBM	CBM	CBM	CBM	CBM	HSD	CBM	HSD	HSD	HSD	CBM	CBM	CBM	HSD
Capacity	50 KVA GG Set	50 KVA GG Set	50 KVA GG Set	50 KVA GG Set	125 KVA GG Set	125 KVA DG Set	125 KVA GG Set	125 KVA DG Set	125 KVA DG Set	125 KVA DG Set	125 KVA GG Set	50 KVA GG Set	125 KVA GG Set	50 KVA DG Set
Temperature of emission, (deg. C)	70	62	72	70	112	116	138	140	134	142	132	64	122	71
Barometric pressure, (mm of Hg)	756	756	756	756	756	756	756	756	756	756	756	756	756	756
Velocity of gas in stack, (m/Sec)	9.06	8.93	8.68	8.26	10.33	11.10	12.09	12.5	11.35	11.49	10.96	8.18	11.19	9.79
Quantity of gas flow, (Nm ³ /hr)	223.75	225.58	213.20	202.96	226.48	240.91	249.10	255.30	235.53	233.9	229.16	204.6	239.22	294.69
Total Conc. Nox + NMHC, (g/Kw-hr)	0.2405	0.2571	0.2182	0.2187	0.1386	0.1440	0.1328	0.1360	0.1283	0.1229	0.1256	0.2328	0.1384	0.3081
Concentration of Carbon Monoxide, (g/Kw-hr)	0.19	0.18	0.18	0.17	0.13	0.15	0.15	0.15	0.14	0.13	0.13	0.16	0.11	0.27
Concentration of Particulate Matter, (g/Kw-hr)	0.00	0.00	0.00	0.00	0.00	0.13	0.00	0.15	0.13	0.13	0.00	0.00	0.00	0.19

APRIL STACK'21 (PART-4)												
Date of Sampling	08.04.2021	08.04.2021	08.04.2021	08.04.2021	08.04.2021	08.04.2021	09.04.2021	09.04.2021	09.04.2021	09.04.2021	09.04.2021	09.04.2021
SL. NO. OF STACKS	NO.043	NO.044	NO.045	NO.046	NO.047	NO.048	NO.049	NO.050	NO.051	NO.052	NO.053	NO.054
Site Name	CGS	MCS	EDI-036	EDI-115	EDI-039	EDI-032	WAREHOUSE	EDN-162	EDI-038	GGs-4	EDI-120	EDI-120
Village Name	BANSKOPA	MALANDIGHI	AKANDARA	SARASWATIGUNJ	SARASWATIGUNJ	AKANDARA	GOPALPUR	PATHARDIHA	SARASWATIGUNJ	GOPALPUR	HARIKI	HARIKI
Stack connected to	50 KVA GG Set	125 KVA DG Set	125 KVA GG Set	50 KVA DG Set	125 KVA GG Set	125 KVA GG Set	125 KVA DG Set	50 KVA DG Set	125 KVA GG Set	125 KVA GG Set	125 KVA GG Set	50 KVA DG Set
Emission due to	Combustion of CBM	Combustion of HSD	Combustion of CBM	Combustion of HSD	Combustion of CBM	Combustion of CBM	Combustion of HSD	Combustion of HSD	Combustion of CBM	Combustion of CBM	Combustion of CBM	Combustion of HSD
Material of construction of stack	M.S.	M.S.	M.S.	M.S.	M.S.	M.S.	M.S.	M.S.	M.S.	M.S.	M.S.	M.S.
Shape of stack	Circular	Circular	Circular	Circular	Circular	Circular	Circular	Circular	Circular	Circular	Circular	Circular
Height of the stack from ground level	4.57 m.	4.87 m.	5.91 m.	4.57 m.	4.26 m.	4.21 m.	4.87 m.	3.80 m.	4.87 m.	6.70 m.	3.76 m.	3.91 m.
Height of the sampling point from ground level	3.96 m.	3.65 m.	3.04 m.	3.65 m.	3.65 m.	2.43 m.	3.65 m.	3.65 m.	4.26 m.	3.04 m.	3.04 m.	2.43 m.
Diameter of the stack at Sampling Point	0.1015 m.	0.1015 m.	0.1015 m.	0.1015 m.	0.1015 m.	0.1015 m.	0.1015 m.	0.1015 m.	0.1015 m.	0.1015 m.	0.1015 m.	0.1015 m.
Fuel used	CBM	HSD	CBM	HSD	CBM	CBM	CBM	HSD	CBM	CBM	CBM	HSD
Capacity	50 KVA GG Set	125 KVA DG Set	125 KVA GG Set	50 KVA DG Set	125 KVA GG Set	125 KVA GG Set	125 KVA DG Set	50 KVA DG Set	125 KVA GG Set	125 KVA GG Set	125 KVA GG Set	50 KVA DG Set
Temperature of emission, (deg. C)	64	132	110	96	116	118	128	94	112	126	108	84
Barometric pressure, (mm of Hg)	756	756	756	756	756	756	756	756	756	756	756	756
Velocity of gas in stack, (m/Sec)	8.96	13.75	11.02	9.38	11.04	11.82	12.61	8.55	11.05	11.94	10.30	9.97
Quantity of gas flow, (Nm ³ /hr)	225.07	285.61	247.82	215.35	239.65	254.91	264.54	197.05	243	251.77	228.15	236.11
Total Conc. Nox + NMHC, (g/Kw-hr)	0.2561	0.1572	0.1544	0.1835	0.1435	0.1499	0.1484	0.1706	0.1487	0.1428	0.1422	0.2041
Concentration of Carbon Monoxide, (g/Kw-hr)	0.24	0.13	0.11	0.16	0.07	0.13	0.15	0.27	0.14	0.08	0.12	0.20
Concentration of Particulate Matter, (g/Kw-hr)	0.00	0.14	0.00	0.21	0.00	0.00	0.15	0.17	0.00	0.00	0.00	0.23

NOV'21 STACK (PART-2)															
Date of Sampling	17.11.2021	17.11.2021	17.11.2021	18.11.2021	18.11.2021	18.11.2021	18.11.2021	18.11.2021	18.11.2021	19.11.2021	19.11.2021	19.11.2021	19.11.2021	19.11.2021	
SL. NO. OF STACKS	NO.069	NO.070	NO.071	NO.072	NO.073	NO.074	NO.075	NO.076	NO.077	NO.078	NO.079	NO.080	NO.081	NO.082	
Site Name	EDD - 010	EDD - 03	EDE-060	EDD-020	EDE-013	EDE-018	EDE-048	EDE-01	EDD - 022	PGS - 660	PGS - 716	EDD - 409	EDG - 074	EDC - 072	
Village Name	BARGORIA	BARGORIA	JATGORIA	JAMBON	JATGORIA	JATGORIA	JATGORIA	JATGORIA	JATGORIA	GOPEDANGA	GOPALPUR	GOPALPUR	PRATAPPUR	PARULIA	NACHAN
Stack connected to	40 KVA GG Set	125 KVA GG Set	50 KVA GG Set	125 KVA GG Set	125 KVA GG Set	125 KVA GG Set	125 KVA GG Set	125 KVA GG Set	125 KVA GG Set	125 KVA DG Set	177.5 KW COMPRESSOR NO.2	177.5 KW COMPRESSOR NO.3	125 KVA GG Set	125 KVA GG Set	125 KVA GG Set
Emission due to	Combustion of CBM	Combustion of CBM	Combustion of CBM	Combustion of CBM	Combustion of CBM	Combustion of CBM	Combustion of CBM	Combustion of CBM	Combustion of CBM	Combustion of HSD	Combustion of CBM	Combustion of CBM	Combustion of CBM	Combustion of CBM	Combustion of CBM
Material of construction of stack	M.S.	M.S.	M.S.	M.S.	M.S.	M.S.	M.S.	M.S.	M.S.	M.S.	M.S.	M.S.	M.S.	M.S.	M.S.
Shape of stack	Circular	Circular	Circular	Circular	Circular	Circular	Circular	Circular	Circular	Circular	Circular	Circular	Circular	Circular	Circular
Height of the stack from ground level	1.52 m.	4.26 m.	4.26 m.	4.26 m.	4.26 m.	4.87 m.	4.26 m.	4.26 m.	4.26 m.	1.52 m.	4.26 m.	4.26 m.	4.26 m.	4.26 m.	1.83 m.
Height of the sampling point from ground level	1.52 m.	4.26 m.	4.26 m.	4.26 m.	4.26 m.	4.87 m.	4.26 m.	4.26 m.	4.26 m.	1.52 m.	4.26 m.	4.26 m.	4.26 m.	4.26 m.	1.83 m.
Diameter of the stack at Sampling Point	0.1015 m	0.1015 m.	0.1015 m.	0.1015 m.	0.1015 m.	0.1015 m.	0.1015 m.	0.1015 m.	0.1015 m.	0.1015 m.	0.1015 m.	0.1015 m.	0.1015 m.	0.1015 m.	0.1015 m
Fuel used	CBM	CBM	CBM	CBM	CBM	CBM	CBM	CBM	CBM	HSD	CBM	CBM	CBM	CBM	CBM
Capacity	40 KVA GG Set	125 KVA GG Set	50 KVA GG Set	125 KVA GG Set	125 KVA GG Set	125 KVA GG Set	125 KVA GG Set	125 KVA GG Set	125 KVA GG Set	125 KVA DG Set	177.5 KW COMPRESSOR NO.2	177.5 KW COMPRESSOR NO.3	125 KVA GG Set	125 KVA GG Set	125 KVA GG Set
Temperature of emission, (deg. C)	148	160	168	158	160	164	165	160	140	265	306	164	165	178	
Barometric pressure, (mm of Hg)	757	757	757	757	757	757	757	757	757	757	757	757	757	757	
Velocity of gas in stack, (m/Sec)	9.16	11.72	11.05	11.71	10.15	11.01	9.34	10.18	9.94	9.27	9.61	11.03	10.24	11.98	
Quantity of gas flow, (Nm ³ /hr)	184.84	228.71	212.18	127.71	198.88	213.39	180.35	198.31	205.22	327.81	315	213.47	197.51	224.69	
Total Conc. Nox + NMHC, (g/Kw-hr)	0.2943	0.1574	0.3457	0.0803	0.1297	0.1343	0.1155	0.1340	0.1403	0.1349	0.1244	0.1393	0.1220	0.1341	
Concentration of Carbon Monoxide, (g/Kw-hr)	0.29	0.14	0.24	0.08	0.13	0.13	0.10	0.12	0.12	0.15	0.14	0.13	0.12	0.13	
Concentration of Particulate Matter, (g/Kw-hr)	0.00	0.00	0.00	0.00	0.00	0.00	0.00	0.00	0.08	0.00	0.00	0.00	0.00	0.00	





SOLID WASTE MANAGEMENT RECORD FY 2021-22														
		QUANTITY (MONTHLY)												Yearly
Sl. No.	Category of waste	Apr.'21	May'21	June'21	July'21	Aug.'21	Sept.'21	Oct.'21	Nov.;21	Dec.'21	Jan.'22	Feb.'22	Mar.'22	Total
1	Bio-degradable waste	1190	940	850	920	1280	1210	1790	1820	1800	1630	2010	2160	17600
2	Recyclable Waste	1360	970	1100	1410	1140	2260	2285	1770	1740	1410	1010	940	17395
Monthly Total		2550	1910	1950	2330	2420	3470	4075	3590	3540	3040	3020	3100	

Grand Total (FY 2021-22)	34995
---------------------------------	--------------

FORM 10

[See rule 19 (1)]

MANIFEST FOR HAZARDOUS AND OTHER WASTE

1.	Sender's name and mailing address (including Phone No. and e-mail)	Essar Oil And Gas Exploration and Production Ltd. AN 81B Sec-2B, Mathur Luther King Sarani, Pochhara, Bargarh, Odisha - 753202		
2.	Sender's authorisation No.	:	15/25 (HW) - 2449 / 2008	
3.	Manifest Document No.	:		
4.	Transporter's name and address : (including Phone No. and e-mail)	Tospec Oils Limited A/122, phase-III, Block-A-Kalyani		
5.	Type of vehicle	:	(Truck / Tanker / Special Vehicle)	
6.	Transporter's registration No.	:	182/25 (HW) - 2545 / 2009	
7.	Vehicle registration No.	:	WB-23C-2929	
8.	Receiver's name and mailing address (including Phone No. and e-mail)	Tospec Oils Limited A/122, phase-III, Block-A Kalyani, Nadia		
9.	Receiver's authorisation No.	:	182/25 (HW) - 2545 / 2009	
10.	Waste description	:	Used oil	
11.	Total quantity No. of Containers	:	13.860 m ³ or MT / 225 66 drum Nos.	
12.	Physical form	:	(Solid / Semi-Solid / Sludge / Oily / Tarry / Slurry / Liquid)	
13.	Special handling instructions and additional information	:	Handle with care	
14.	Sender's Certificate	I hereby declare that the contents of the consignment are fully and accurately described above by proper shipping name and are categorised, packed, marked, and labelled, and are in all respects in proper conditions for transport by road according to applicable national government regulations.		
	Name and stamp : 	Signature : 	Month 12	Day 01
15.	Transporter's acknowledgement of receipt of Wastes			
	Name and stamp : 	Signature : 	Month 12	Day 01
16.	Receiver's certification for receipt of hazardous and other waste			
	Name and stamp :	Signature :	Month	Day 20
				Year 2021

FORM 10

2nd Copy

WEST BENGAL WASTE MANAGEMENT LIMITED

J.L. No. - 80, Vill. : Pabayan, P.O. : Bishjore, P.S. : Saltora, Bankura, W.B. 722158

MANIFEST FOR HAZARDOUS AND OTHER WASTE

1	Sender's name and mailing address (including Phone No. and e-mail) :	ESSAR OIL AND GAS EXPLORATION AND PRODUCTION LIMITED AN 518, SECTOR-2, MARTIN LUTHER KING SARANI, BIDHAN NAGAR, DURGA PUR - 713012		
2	Sender's authorization No. :	15/25 (HW) - 244912 008		
3	Manifest Document No. :	1 017		
4	Transporter's name and address (including Phone No. and e-mail) :	West Bengal Waste Management Limited J.L. No. - 80, Mouza : Pabayan, P.S. : Saltora, Dist. : Bankura West Bengal, Pin- 722158		
5	Type of vehicle :	(Truck/Tanker/Special Vehicle)		
6	Transporter's registration No. :	1-MD(E)/X/06		
7	Vehicle registration No. :	WB 31N 0062		
8	Receiver's name and mailing address (including Phone No. and e-mail) :	West Bengal Waste Management Limited J.L. No. - 80, Mouza : Pabayan, P.S. : Saltora, Dist. : Bankura West Bengal, Pin- 722158		
9	Receiver's authorization No. :			
10	Waste description :	OIL (CONTAMINATED WASTE, FILTER, RO MEMBRANE)		
11	Total quantity No. of Containers :	5.260 m3 or MT Nos.		
12	Physical form :	(Soild/Semi-Solid/Sludge/Oily/Tarry/Slurry/Liquid)		
13	Special handling instructions and additional information	Safety shoe, Hand gloves, Goggles, Helmets		
14	Sender's Certificate	I hereby declare that the contents of the consignment are fully and accurately described above by proper shipping categorized, packed, marked and name and are labeled and are in all respects in proper conditions for transport by road according to applicable National Government Regulations.		
	Name and stamp	Signature	Day	Month Year
			07	12 2021
15	Transporter acknowledgement of receipt of Wastes :			
	Name and stamp	Signature	Day	Month Year
			07	12 2021
16	Receiver's certification for receipt of hazardous and other waste :			
	Name and stamp	Signature	Day	Month Year



White Colour forwarded to WBPCB by HzW Sender
 Pink Colour retained by HzW Receiver
 5. Green Colour forwarded to WBPCP after disposal by HzW Receiver

2. Yellow Colour retained by HzW sender
 4. Orange Colour retained by transporter
 6. Blue Colour returned to sender after disposal by HzW Receiver

FORM 10

2nd Copy

WEST BENGAL WASTE-MANAGEMENT LIMITED

J.L. No. - 80, Vill. : Pabayan, P.O. : Bishjore, P.S. : Saltora, Bankura, W.B. 722158

MANIFEST FOR HAZARDOUS AND OTHER WASTE

1	Sender's name and mailing address (including Phone No. and e-mail) :	ESSAR OIL AND GAS EXPLORATION AND PRODUCTION LIMITED AN 518, SECTOR-2, MARTIN LUTHER KING SARANI, BIDHANNAGAR, DURHAPUR - 713212		
2	Sender's authorization No. :	15/25 (HW) - 244912 008		
3	Manifest Document No. :	1 082		
4	Transporter's name and address (including Phone No. and e-mail) :	West Bengal Waste Management Limited J.L. No. - 80, Mouza : Pabayan, P.S. : Saltora, Dist. : Bankura West Bengal, Pin- 722158		
5	Type of vehicle :	(Truck/Tanker/Special Vehicle)		
6	Transporter's registration No. :	1-MD(E)/X/06		
7	Vehicle registration No. :	WB 31N 00 98		
8	Receiver's name and mailing address (including Phone No. and e-mail) :	West Bengal Waste Management Limited J.L. No. - 80, Mouza : Pabayan, P.S. : Saltora, Dist. : Bankura West Bengal, Pin- 722158		
9	Receiver's authorization No. :			
10	Waste description :	OIL / contaminated waste, filter, silica, Battery		
11	Total quantity No. of Containers :	2.650 m3 or MT Nos.		
12	Physical form :	(Solid/Semi-Solid/Sludge/Oily/Tarry/Slurry/Liquid)		
13	Special handling instructions and additional information	Safety shoe, Hand gloves, google, Helmets		
14	Sender's Certificate	I hereby declare that the contents of the consignment are fully and accurately described above by proper shipping categorized, packed, marked and name and are labeled and are in all respects in proper conditions for transport by road according to applicable National Government Regulations.		
	Name and stamp	Signature	Day	Month Year
			07	01 2022
Transporter acknowledgement of receipt of Wastes :				
15	Name and stamp	Signature	Day	Month Year
			07	01 2022
Receiver's certification for receipt of hazardous and other waste :				
16	Name and stamp	Signature	Day	Month Year

- 1. White Colour forwarded to WBPCB by HzW Sender
- 2. Yellow Colour retained by HzW sender
- 3. Pink Colour retained by HzW Receiver
- 4. Orange Colour retained by transporter
- 5. Green Colour forwarded to WBPCP offer disposal by HzW Receiver
- 6. Blue Colour returned to sender after disposal by HzW Receiver
- 3. Pink Colour retained by HzW Receiver
- 5. Green Colour forwarded to WBPCP offer disposal by HzW Receiver
- 6. Blue Colour returned to sender after disposal by HzW Receiver

FORM 10

2nd Copy

WEST BENGAL WASTE MANAGEMENT LIMITED

J.L. No. - 103, Mouza - Purba Srikrishnapur, P.O. & P.S. - Sutahata, PIN - 721635, Haldia, Dist. - Purba Medinipur, West Bengal

MANIFEST FOR HAZARDOUS AND OTHER WASTE

1	Sender's name and mailing address (including Phone No. and e-mail) :	ESSAR OIL AND GAS EXPLORATION AND PRODUCTION LIMITED AN 518, SECTOR - 2, MARTIN LUTHER KING SARANI, BIDHAN NAGAR, DURGAPUR - 713212			
2	Sender's authorization No. :	15125 (HW) - 244 912 008			
3	Manifest Document No. :	1 15100			
4	Transporter's name and address (including Phone No. and e-mail) :	West Bengal Waste Management Limited J.L. No. 103, Mouza Purba Srikrishnapur, P.O. & P.S. Sutahata, Haldia 721635 Dist. Purba Medinipur, West Bengal, Ph. No.-03224-278238 / 39 E-mail : wbwml_haldia@ramky.com			
5	Type of vehicle :	(Truck/Tanker/Special Vehicle)			
6	Transporter's registration No. :	1-MD(E)/X/06			
7	Vehicle registration No. :	WB 31N 0098			
8	Receiver's name and mailing address (including Phone No. and e-mail) :	West Bengal Waste Management Limited J.L. No. 103, Mouza Purba Srikrishnapur, P.O. & P.S. Sutahata, Haldia 721635 Dist. Purba Medinipur, West Bengal, Ph. No.-03224-278238 / 39 E-mail : wbwml_haldia@ramky.com			
9	Receiver's authorization No. :				
10	Waste description :	OIL CONTAMINATED WASTE, FILTER, RO MEMBRANE,			
11	Total quantity No. of Containers :	3105 kg m3 or MT Nos.			
12	Physical form :	(Soild/Semi-Solid/Sludge/Oily/Tarry/Slurry/Liquid)			
13	Special handling instructions and additional information	Safety Shoe, Hard Gloves, Goggles, Helmets			
14	Sender's Certificate	I hereby declare that the contents of the consignment are fully and accurately described above by proper shipping categorized, packed, marked and name and are labeled and are in all respects in proper conditions for transport by road according to applicable National Government Regulations.			
	Name and stamp	Signature	Day	Month	Year
			2	5	05 2021
15	Transporter acknowledgement of receipt of Wastes :				
	Name and stamp	Signature	Day	Month	Year
			2	5	05 2021
16	Receiver's certification for receipt of hazardous and other waste :				
	Name and stamp	Signature	Day	Month	Year

- 1. White Colour forwarded to WBPCB by HzW Sender
- 3. Pink Colour retained by HzW Receiver
- 5. Green Colour forwarded to WBPCP offer disposal by HzW Receiver

- 2. Yellow Colour retained by HzW sender
- 4. Orange Colour retained by transporter
- 6. Blue Colour returned to sender after disposal by HzW Receiver